

Cursor Select

Select objects by clicking them or by using a Window or Crossing method and by either a Rectangular, Lasso or Fence method.

1. Drag from left to right to select all objects that are entirely enclosed in the selection rectangle or lasso (Blue **Window selection** area).

2. Drag from right to left to select all objects that are crossed by the selection rectangle or lasso (Green **Crossing selection** area).

3. To specify a Rectangular selection area, click and release the mouse button, move the cursor, and click again.

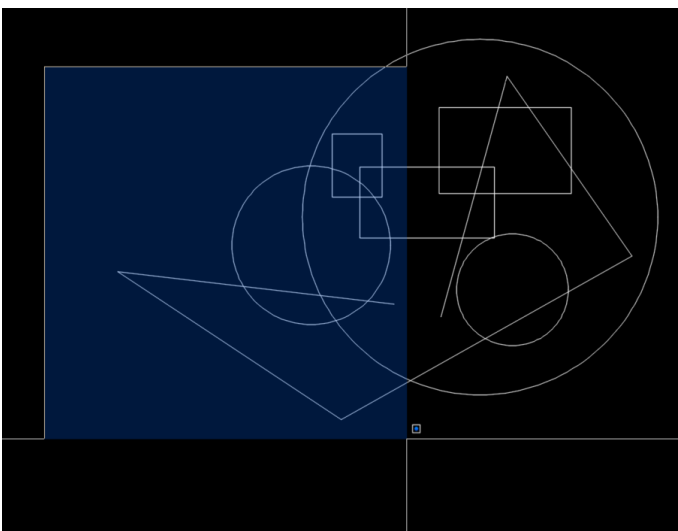
4. To create a Lasso selection, click, drag, and release the mouse button.

5. To create a Fence selection, at the Select Objects prompt, enter f(fence), select a start and finish of the fence and everything the fence touches will be selected.

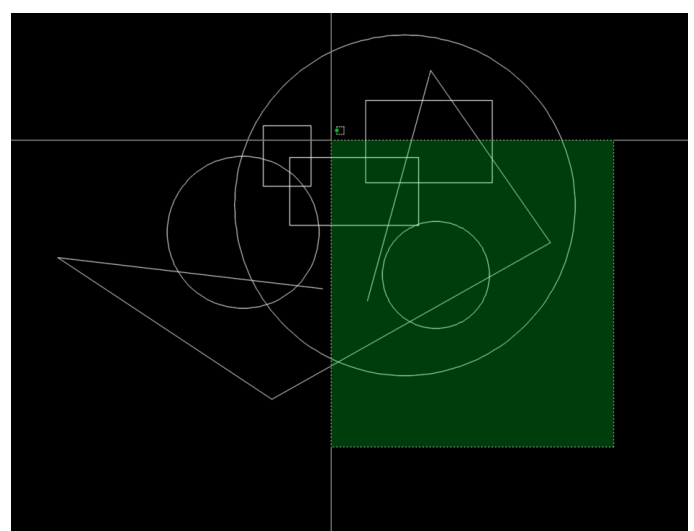
Press Enter to end object selection. De-select objects by pressing shift and then clicking individual objects, or dragging across multiple objects. Press Esc to deselect all objects.

Note: When using lasso selection, you can press Spacebar to cycle between the Window, Crossing, and Fence object selection modes.


Window Selection



Crossing Selection



Lasso Selection



Fence Selection

